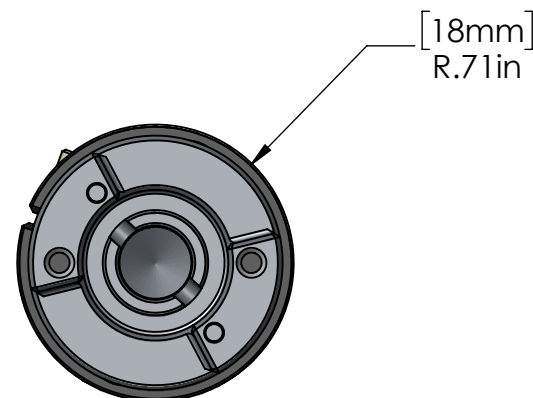
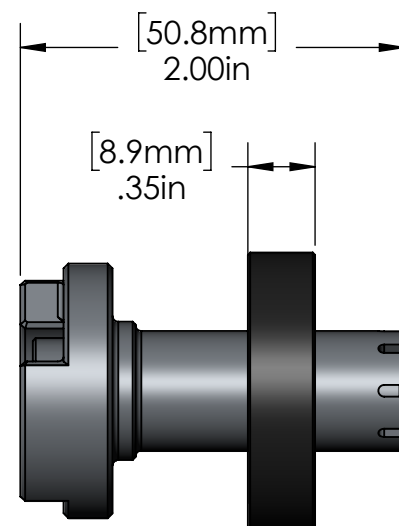
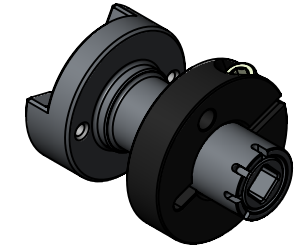
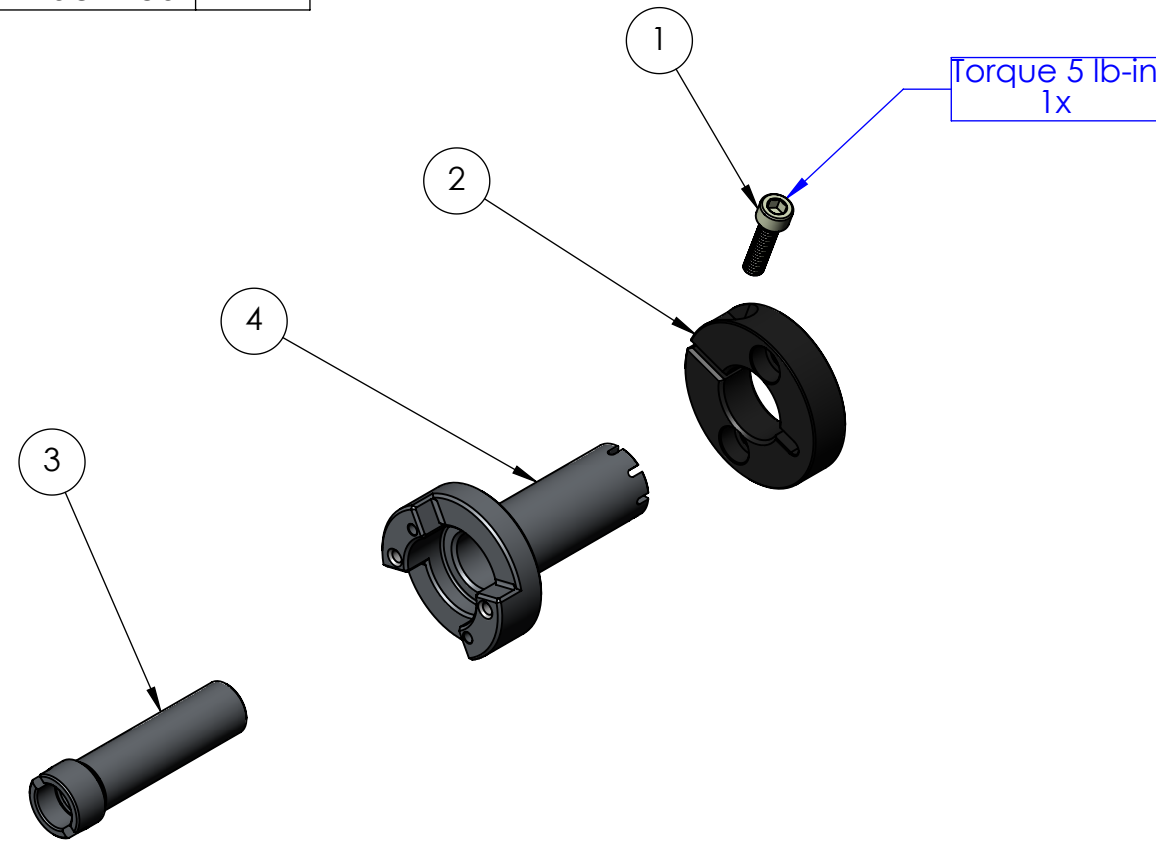


ITEM NO.	PART NUMBER	DESCRIPTION	Qty
1	AF00-9985-0000	Zinc-Plated Alloy SHCS #8-32 x 5/8	1
2	EA00-0143-0605	STO Oven Wall Collar - Black Anodized	1
3	EA00-7021-0200	STO Drive Shaft 2" - Machined	1
4	PN00-7041-0200	2" One-Piece Stand-Off Tube - Machined	1

DATE	SYM	REVISION RECORD	ECO	DWN	ENG	MFG
2019-12-04	00	INITIAL RELEASE	0094	JS	EB	SL



UNLESS OTHERWISE SPECIFIED:
 - ALL DIMENSIONS ARE IN INCHES
 - SURFACE FINISH IS IN Ra MICRONS (µIN)
 - UNSPECIFIED SURFACES MUST BE 64 Ra µIN OR BETTER
 - REMOVE ALL BURRS & SHARP EDGES .003-.010
 - TOLERANCES ARE:
 .XX ±.010 FRACTIONAL ±1/64"
 .XXX ±.003 ANGULAR ±.5°
 .XXXX ±.001
 - UNSPECIFIED INSIDE CORNER RADIUS 0.010 MAX.
 - REFER TO 3D MODEL FOR DIMENSIONS NOT SHOWN.
 TOLERANCE .XX APPLIES
 - DO NOT SCALE DRAWING

MATERIAL:

FINISH:
MS-1021



ACCORDANCE WITH LATEST ASME Y14.5



2659, boul. du Parc Technologique
 Québec, CANADA
 G1P 4S5
 Tel: 418-338-0004
 Fax: 418-338-2500
 Email: info@afproducts.ca
 Web: www.afproducts.ca

DESCRIPTION:
2" StandOff Kit

PROPRIETARY INFORMATION
 THIS DRAWING IS THE PROPERTY OF APN-AFP INC.
 IT IS RETURNABLE UPON REQUEST AND MUST NOT BE REPRODUCED
 OR THE INFORMATION CONTAINED HEREIN TRANSMITTED TO ANY
 UNAUTHORIZED PERSON OR ORGANIZATION WITHOUT THE
 WRITTEN CONSENT OF APN-AFP INC.

UNIT	SIZE	DWG. NO.	REV.
IN	B	STO-01	00
SCALE	2:3	SHEET 1 OF 1	